



How to sign up for Camps if you don't have an Eventlink® account

1. Go to www.eventlink.com.
2. Click **create account** in the upper right-hand corner.
3. Search for Carroll High School and click the **+** next to its name. Then click **Next** !

Registration: Find My Schools

Welcome to Eventlink®! Let's get your account created.

If you are a licensed official please email us at help@eventlink.com OR call us between 8-5 Eastern at (800) 705-7526 to setup your account. You do not need to create a new account.

The first thing we need to know is to which schools you would like to be subscribed. Don't worry! You can add more schools once your account is created.

School Name or Zip Code: State:

Find Schools

Available:	School	Address	Zip	My Subscriptions:	School	Notifications	Daily Summary
+	Carroll High School	3701 CARROLL RD, FORT WAYNE, IN 46818	46818				

4. Complete the Eventlink® Account registration by filling in the fields. Make sure you click the blue "Add Contact" to add your email. It's required! Then click

Complete Registration

Registration: Create Profile

My Schools: [Update Schools](#)

First Name: Last Name:

Desired Username: Time Zone:

Password: Retype Password:

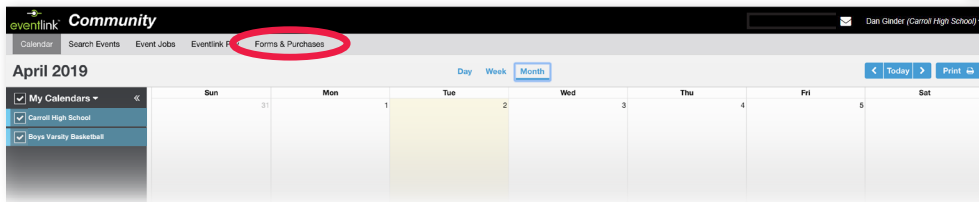
My Contacts:

Nickname	Address/Number
No contacts.	

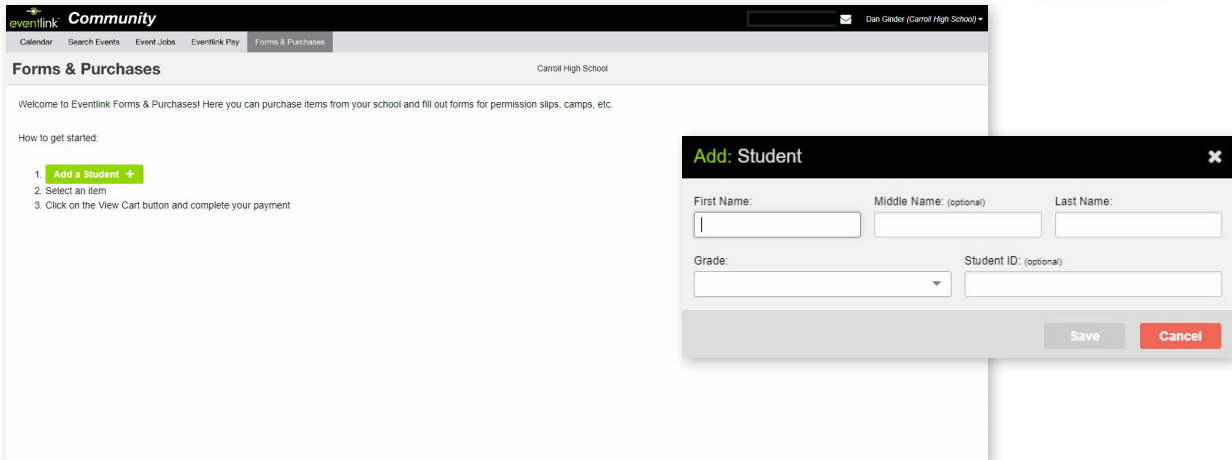
Add Contact

Complete Registration **Cancel**

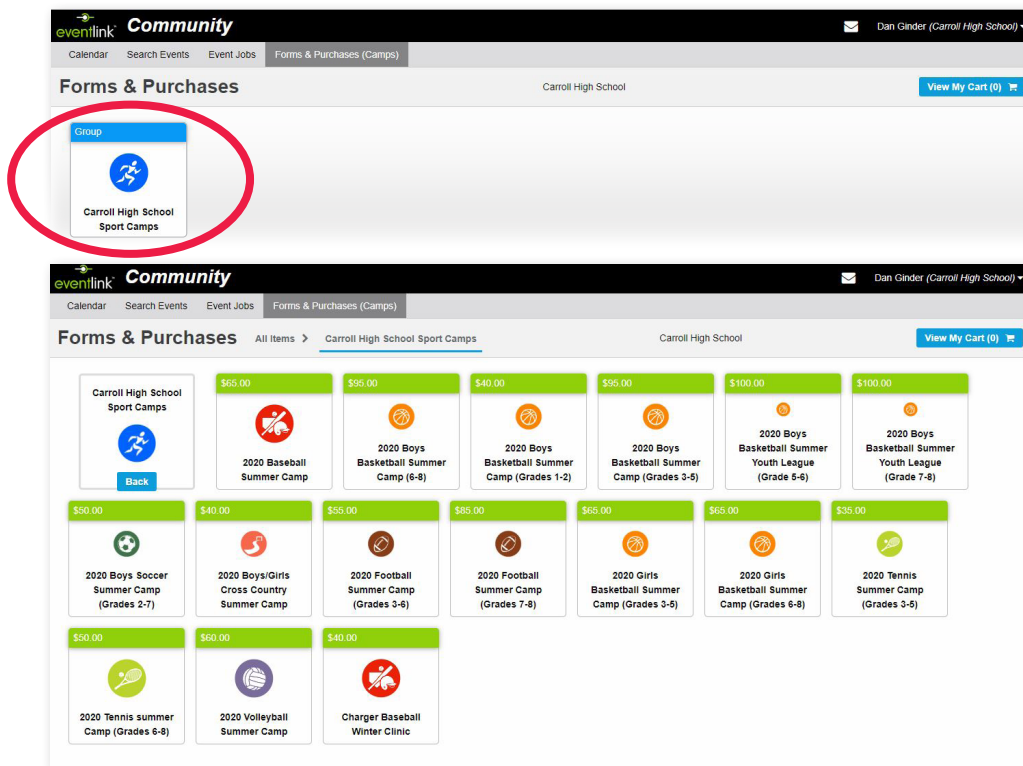
5. Once you have finished creating your Eventlink® account, click the **Forms & Purchases** tab.



6. Click **Add Student +**. Fill out the fields in the pop-up window and click **Save**.



7. Select “Carroll High School Sport Camps” and then the camp you want to sign up for.



Please feel free to contact us at any time at 866.330.7710 or help@eventlink.com.